

- *Engine*
- *Power*
- *Transmission*
- *G.V.W.*
- *Payload*
- *Capacity Struck*
- *Headped (SAE 2:1)*

*Iveco Cursor 13 **TIER 3***

368 kW (500 HP)

Automatic

70.000 kg

40.000 kg

18 m³

24,2 m³

RD 40C

Rigid Dumper

ENGLISH
07-2007



ENGINE

Diesel with 6 cylinders in line, direct electronic injection, pump injectors, turbo charger with intercooler, variable geometry turbine.

Emissions : EPA - CARB - OFF ROAD TIER 3

Make and type: IVECO CURSOR 13-F3B

Bore x stroke: 135x150 mm (5.31"x5.90" in)

Total displacement: 12800 cm³

Max power: 368 KW (500 HP) @ 2100 rpm

Max torque: 2200 Nm (147 Kg m) from 900 @ 1540 rpm

Integrated engine brake: Iveco Turbo Brake

Cold start - 25° C



PERFORMANCE

With 18.00R33 tyres

gears	gears ratio	Km/h	mph
1	4.00	8.0	4.9
2	2.68	11.9	7.39
3	2.01	15.9	9.87
4	1.35	23.5	14.6
5	1.00	31.9	19.8
6	0.67	47.6	29.5
1 RM	5.15	6.2	3.8
2 RM	3.46	9.2	5.7



TRANSMISSION

Automatic transmission Allison H5610AR with 6 forward speeds and 2 reverse.

Hydraulic torque converter, multiplication ratio(stall torque) 1:1,77.

Integrated hydrodynamic retarder between converter and gearbox.



REAR AXLE

KESSLER axle.

Double reduction: central by bevel gear pair and final in wheel hubs by epicyclic train.

Central reduction ratio: 1:3,27

Final reduction ratio: 1:6,00

Total reduction ratio: 1:19,62



TYRES

Interchangeable wheels with steel disk 13"x33"x2,5"

Tubeless radial tyres 18.00R33



STEERING

Conformity to ISO 5010, SAE J 53

Hydraulic power steering with double action cylinder.

Gear pump flanged to the gear.

max.operating pressure: 170 Bar

Emergency pump electrically driven.



BRAKES

Conforming to SAE J1473 OCT 90 e ISO 3450-1985.

Service brake: Dry disk pneumatically-hydraulically driven with 2 independent circuits, one for each axle.

Emergency brake: incorporated in the service brake.

Parking brake: drum-type, driven by a spring cylinder acting on the final part of the transmission.

Additional parking brake: it uses the service brake (max 5 minutes), signalled by an optical and sound advisor to be engaged on slopes over 18%.

Retarder brake: Retarder inserted between the torque converter and the planetary gear.



SUSPENSION

Front: wheels with independent steering, hydro-pneumatic suspension cylinders (oil-nitrogen) acting as suspension/shock absorber.

Rear: semi-independent with fork plus Panhard type cross bar. Two hydro-pneumatic cylinders (oil/nitrogen) acting as suspension/shock absorber.

Optional: front suspension gas charger kit.



ELECTRICAL SYSTEM

4 batteries: 12 V / 170 Ah

Voltage: 24 V

Alternator: 90 A

Starter motor: 5 kW

All cables have identification number, sheath protection and are fastened to the chassis. CAN bus communication between engine control unit and transmission.



BODY TIPPING SYSTEM

Two single acting telescopic hydraulic cylinders, with 3 pullers on ball joints outside the chassis.

Gear pump driven by gear PTO (flow: 200 l/min @ 2100 RPM).



BODY

Walls and bottom in high abrasion resistance steel.

Hardness: HB 400

Tensile strength: 1000 N/ mm²

UTS: 1250 N/ mm²

Bottom thickness: 20 mm 0.78 in

Side walls thickness: 10 mm 0.39 in

Front panel thickness: 12 mm 0.47 in

Elastic pads between body and chassis.

Tipping angle: 62°

Rising time: 13"

Lowering time: 12"

Body heating system.

Body capacity:

Struck: 18 m³ 23.5 yd³

heaped (SAE 2:1): 24,2 m³ 31.6 yd³

Protection structure integral cab according SAE J1040 ISO 3471 (ROPS) and according to SAE J231 ISO 3449 (FOPS).

Optional:

Liners plate on the bottom body.



CHASSIS

In steel with high resistance with two side cased members with rectangular section and tubular bracing crossmembers with a transversal cased ring structure supporting the front suspension.



GREASING SYSTEM

Optional: automatic central greasing.



CAB

In steel, sound-proofed and mounted on the left side.

Athermic glasses.

Central driver's seat with universal adjustment and pneumatic suspension.

Operating instrumentation and accessories.

Fire-extinguisher.



INSTRUMENTS

Tours-counter with hours-counter, Chrono tachymeter with odometer, engine oil pressure manometer, thermometer for engine water temperature, gear oil pressure manometer, thermometer for gear oil temperature, front and rear axle's brakes system's air pressure manometer, fuel level indicator.

Indicator lights: front brakes air pressure low, rear brakes air pressure low, parking brake air pressure low, engine oil low pressure, auxiliary steering pump engaged, parking brake engaged, body lifted, turn indicators, side lights, beam lights, rear lights and reverse gear, gear's oil filters obstructed, Additional parking brake engaged, brakes oil level low, brakes circuit failure, alternator charging low, rotating lights, motor's water temperature high, engine warm-up, body lifted air filter clogged water into oil filter, retarder engaged.



SERVICE DATA(I)

For specifications of the fluids, see the Use and Maintenance Manual.

Engine oil: 35 l 9.2 US Gals

Gearbox oil: 59,5 l 15.5 US Gals

Cooling circuit: 85 l 22.5 US Gals

Fuel tank: 490 l 129.4 US Gals

Front hub (each): 1,1 l 0,2 US Gals

Rear axle: 68 l 17.9 US Gals

Tipping hydraulic system oil: 220 l 58.1 US Gals

Steering hydraulic system oil: 34,5 l 9.11 US Gals

Brakes hydraulic system oil: 6 l 1.5 US Gals

Fan drive hydraulic system oil: 18,5 l 4.8 US Gals

Final reductions oil (each): 10,6 l 2.8 US Gals

Suspension cylinders front (each): 17,0 l 4.5 US Gals

Suspension cylinders rear (each): 7,9 l 2.1 US Gals



PNEUMATIC SYSTEM

Two-cylinder compressor, drier, 5 air tanks capacity 30l.

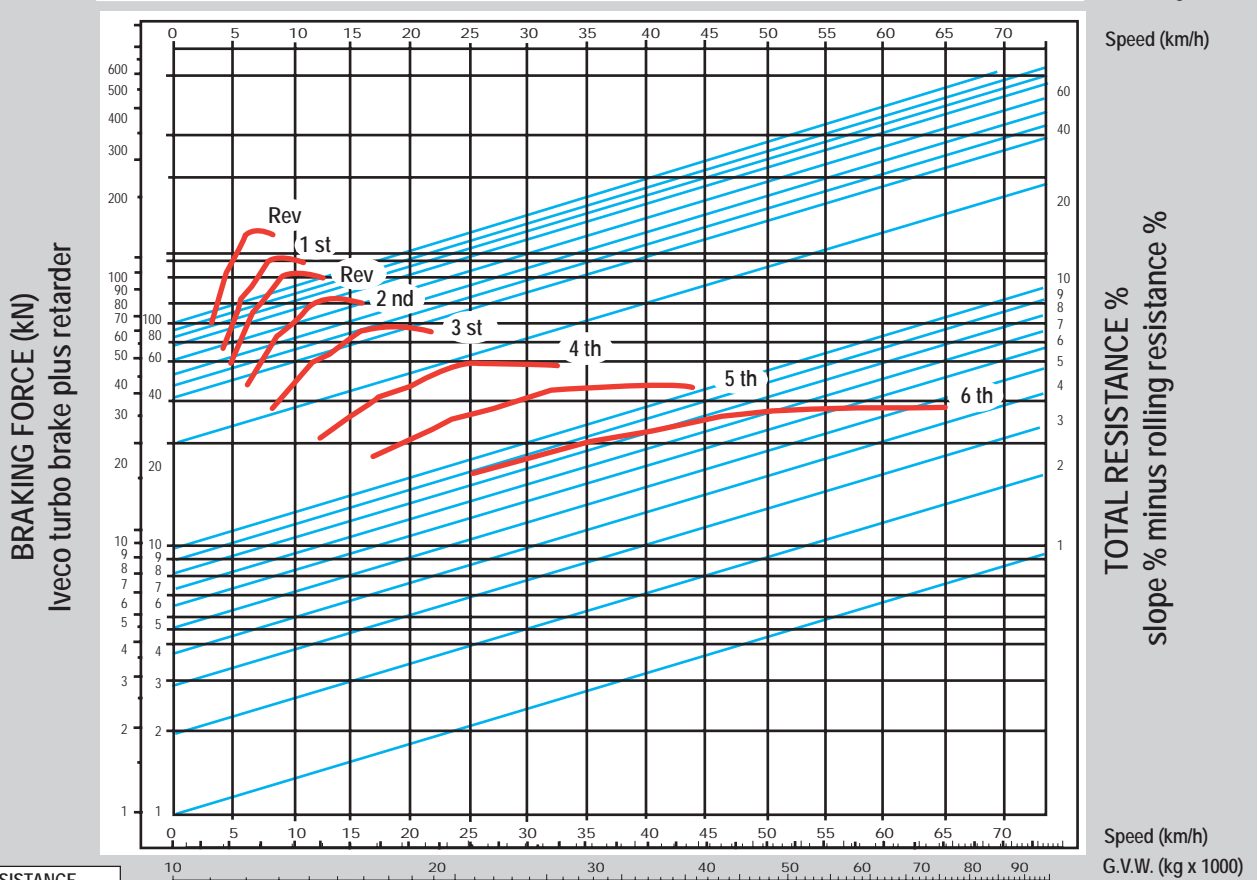
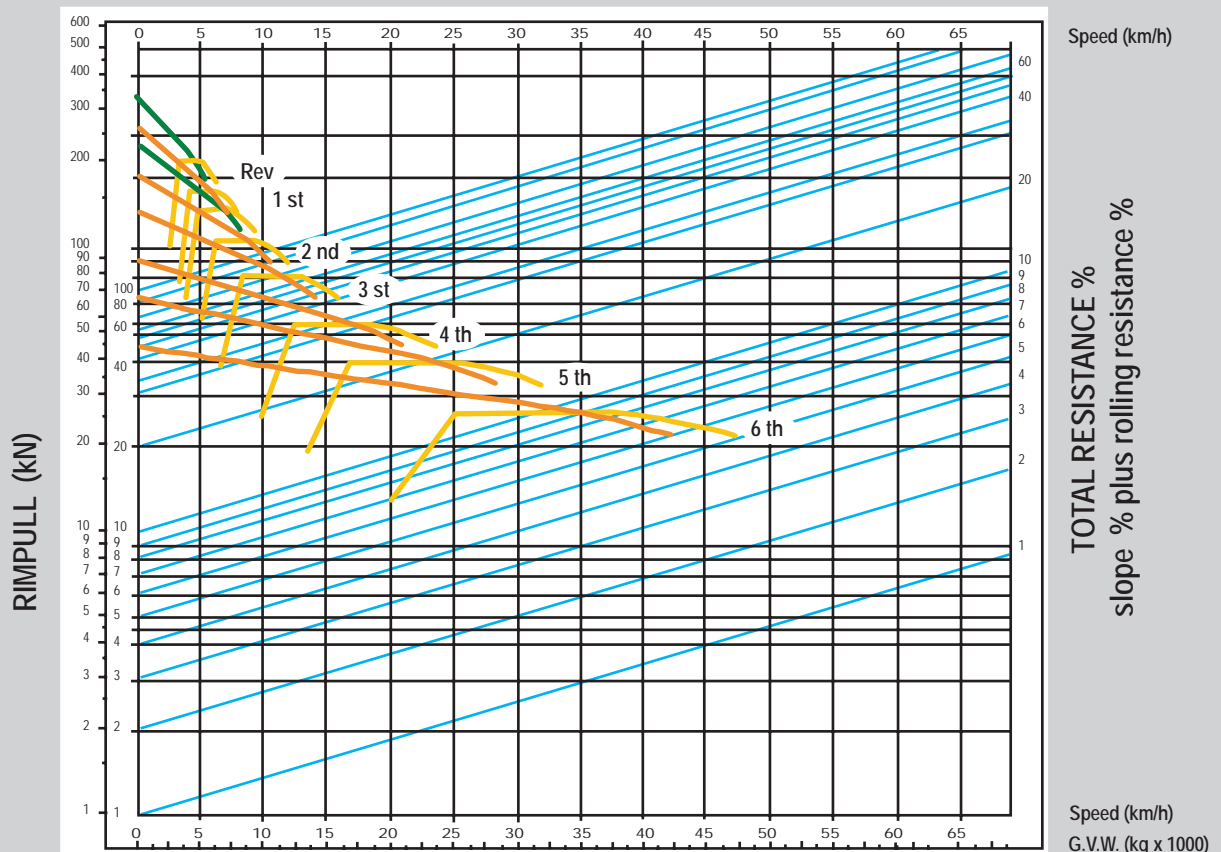


WEIGHTS Kg

	TARE (*)		PAYLOAD		TOTAL WEIGHT	
	kg	lb	kg	lb	kg	lb
Front axle	15.600	34.392	8.000	17.636	23.600	52.029
Rear axle	14.400	31.746	32.000	70.547	46.400	102.294
Total	30.000	66.138	40.000	88.184	70.000	154.323

* Tare including fuel, lubricants and driver (75 kg / 165 lb)

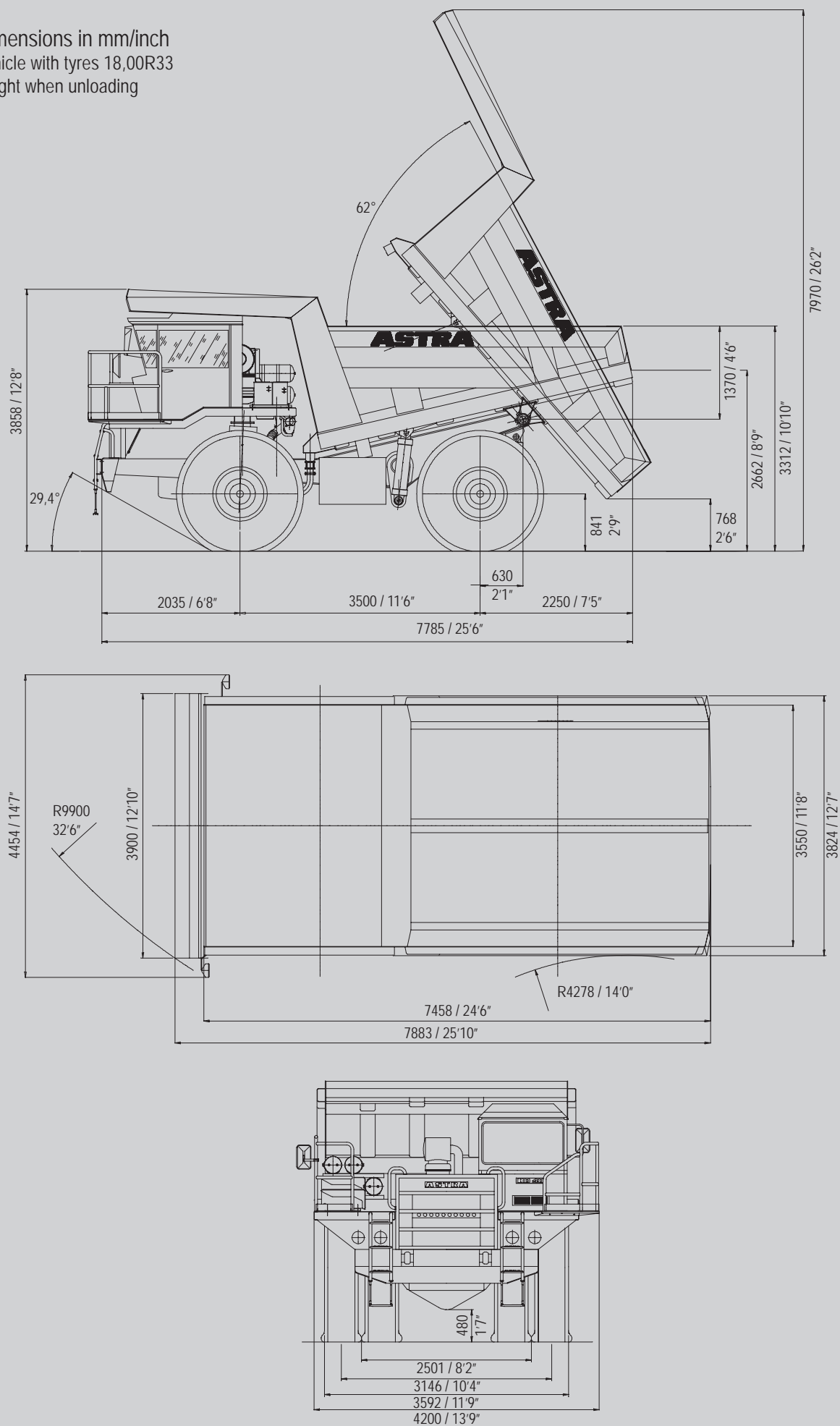
From the meeting between the vehicle M.T.T. and the sloped line corresponding to the total resistance %, cross to the left to determine the corresponding gear and coming down, the vehicle maximum speed.



ROLLING RESISTANCE

Road surface features	for gross weight t	in %
Black top - Concrete	15kg	1,5%
Hard packed soil	20kg	2,0%
Mud on packed soil	40kg	4,0%
Packed snow	25kg	2,5%
Soft snow	45kg	4,5%
Sand - Gravel	100kg	10,0%

Dimensions in mm/inch
Vehicle with tyres 18,00R33
Height when unloading



Rigid Dumper

RD 40C



Characteristics and equipment are subject to changes without prior notice

M.K.T.- 07.07- A3501351

ASTRA Veicoli Industriali S.p.A.
Via Caorsana, 79
29100 Piacenza (Italy)
Tel. ++39-523.5431
Fax ++39 523.591773
www.astraspa.com

DEALER